

Welcome to Reception



EYFS

Nursery to Reception

- Reception is the next developmental stage of learning following on from Nursery.
- We continue to focus on all 7 areas of the EYFS curriculum.
- Greater emphasis is given to Literacy and Maths as we follow the guidance, 'Bold Beginnings'.
- There is great emphasis on learning through play and exploration both inside and outside the classroom.
- In Reception, we encourage children to develop their independence through the 'Characteristics of Effective Learning'.

Characteristics of Effective Learning



These are the ways that we like to learn.

Exploring Elephant



I am an explorer.

Go For it Gorilla



I will have a go.

Proud Peacock



I am proud of what I do.

Concentrating Crocodile



I join in and concentrate.

Creative Chameleon



I have my own ideas.

I know Rhino



I play with what I know.

Choosing Chimp



I chose ways to do things.

Slinky Linky Snake



I can make links.

Persevering Parrot

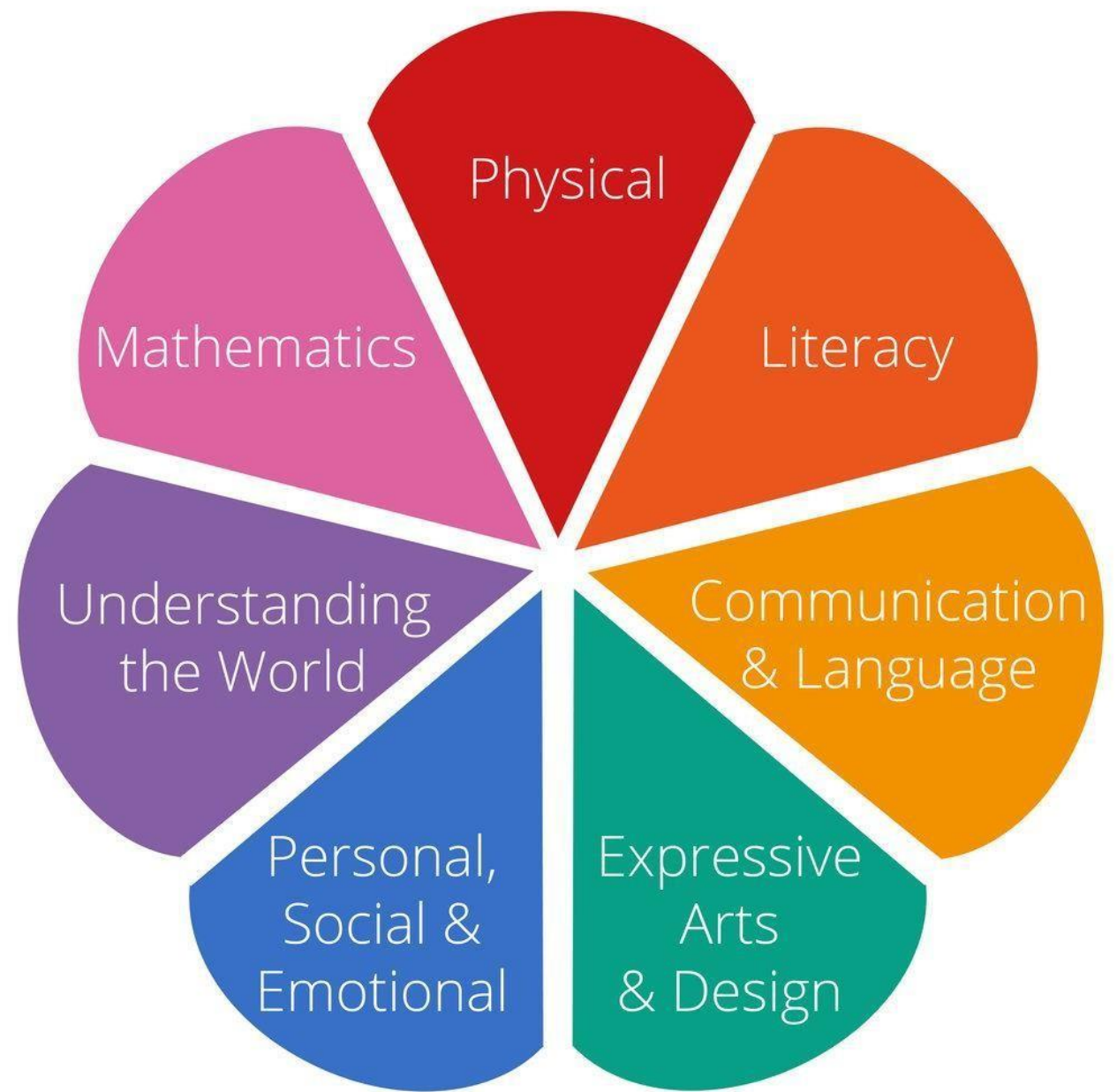


I keep trying.

We introduce these to your child in the following way...




**The EYFS areas
of learning are:**



A Typical Day in Reception Will Include:

- Fine motor activities/Early Morning work
- Whole class input
- Literacy
- Maths
- Read Write Inc.
- Lunch time
- Input from another area of the curriculum
- Child initiated learning
- Story and PSE sharing time
- Fruit
- Home time
- PE, Art and PSHE/RE on a Friday



In your child's book bag

There will be lots of things put into your child's book bag. Including:

Number cards - can be used for counting, number recognition and number ordering.

Number/letter mat for formation; Read, Write Inc. letter rhymes to show

the correct formation;

Word Book and Word Boards

Yellow reading diary and reading book

These are to support your child with their learning.

- Please check your child's book bag regularly.
 - Please remember to label all of your child's clothing
- Reminder - we do not have the space for rucksacks, your child needs to bring a book bag.



WOW! WOW moment is

Date: Signed:

WOW! WOW moment is

Date: Signed:

WOW! WOW moment is

Date: Signed:

WOW! WOW moment is

Date: Signed:

We will be giving you some WOW moment stars in your child's book bag. When your child does something that you feel should be celebrated, please fill in one of the stars and we will celebrate your child's achievement in school.

Examples of WOW moments could be, your child wrote their bike without stabilisers or they ate a new vegetable.

You are able to send us your WOW moments to our Reception email addresses.



Group Words

Within Read, Write Inc. there are words known as Red words. These are the words which, for the majority, cannot be built up using sounds, so children are taught 'You cant' Fred a red!

We will be sending home sets of group words that will include red words. These are just for practise and we will move the children on when we feel they are ready. These will be checked in school once a week and the words will be checked in a random order.

Group 1

I of the
said to here



Reading at home

To begin with, your child will be given a picture book. These are very important to develop early reading behaviours. Please look at the pictures and discuss what could be happening in the story. These will be replaced by Read, Write, Inc books which will match your child's phonics ability.

The adults in the class that hear them read once a week on a 1-1 basis and they will also have a group read with their peers where they learn key reading skills.

Familiar books are a key part of learning to read. Not only do they allow practise and consolidation but also increase children's confidence, reading with fluency, encourage children to use expression and consider punctuation.

We encourage your child to read at least three times a week at home with an adult and those who do can earn a special sticker. So please remember to write in your child's yellow reading record.

Learning to read and write

How will my child be taught to read?

In school, we follow Read Write Inc (phonics). This means they learn to 'read' the sounds in words and how the sounds are written down. There are some videos to explain this in more detail available by searching Read Write Inc online:

● Phonics explained. <https://www.oxfordowl.co.uk/for-home/reading-owl/find-a-book/read-write-inc-phonics--1/understanding-phonics-video>

● Sound pronunciation. <https://www.oxfordowl.co.uk/for-home/reading-owl/find-a-book/read-write-inc-phonics--1/phonics-pure-sounds-video>

● How to blend sounds to read words. <https://www.oxfordowl.co.uk/for-home/reading-owl/find-a-book/read-write-inc-phonics--1/independent-blending-phonics-video>

We have created a Read Write Inc. starter pack to help you support your child's learning at home.



Assessment


- Lots of observations of the children in different lessons and during their own learning time.
- Observations on the things children say especially when they are playing.
- Covering all areas of learning and the characteristic of effective learning.
- Piece of work we produce with the children and homework
- Independent pieces of work the children want to use.
- Build up a picture of the child against the Early Learning Goals.
- Emerging and Expected Levels
- Good Level of Development (GLD)

P.E Clothes and shoes
Water bottles
Book bags
Name clothes



It shouldn't matter how slowly
a CHILD learns
as long as we are encouraging them
not to stop

Robert John Meehan



Thank you for
coming and if
you have any
questions
please ask...