


# Welcome to Reception



Northwick Park Multi  
Academy Trust

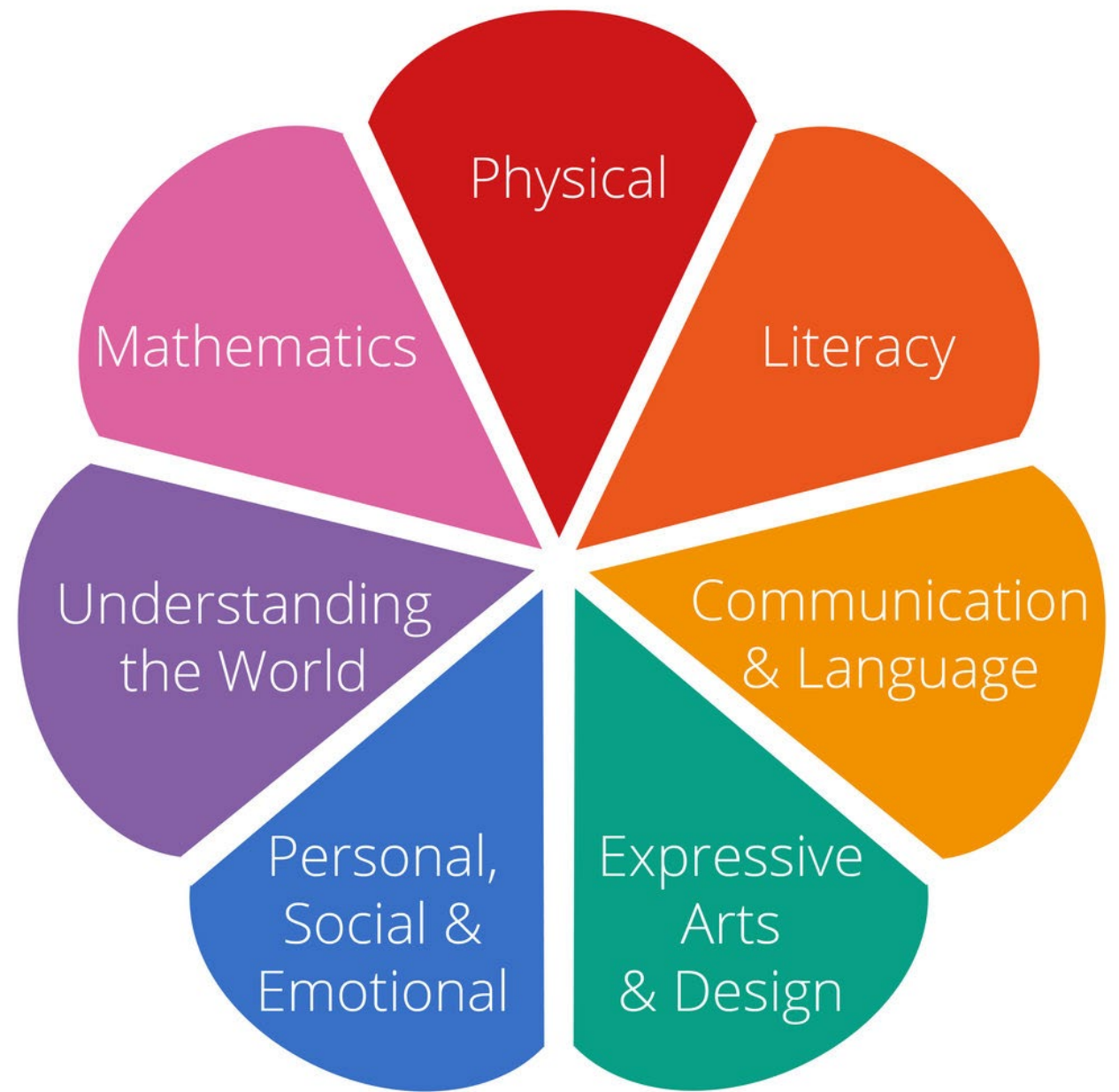


# EYFS

## Nursery to Reception

- Reception is the next developmental stage of learning following on from Nursery.
- We continue to focus on all 7 areas of the EYFS curriculum.
- Greater emphasis is given to Literacy and Maths as we follow the guidance, 'Bold Beginnings'.
- There is great emphasis on learning through play and exploration both inside and outside the classroom.
- In Reception, we encourage children to develop their independence through the 'Characteristics of Effective Learning'.

**The EYFS areas  
of learning are:**



These show different ways of learning and are used to promote growth mindset.



## Characteristics of Effective Learning

These are the ways that we like to learn.

Exploring Elephant




I am an explorer.

Go For it Gorilla



I will have a go.

Proud Peacock



I am proud of what I do.

Concentrating Crocodile



I join in and concentrate.

Creative Chameleon



I have my own ideas.

I know Rhino



I play with what I know.

Choosing Chimp



I chose ways to do things.

Slinky Linky Snake



I can make links.


Persevering Parrot



I keep trying.


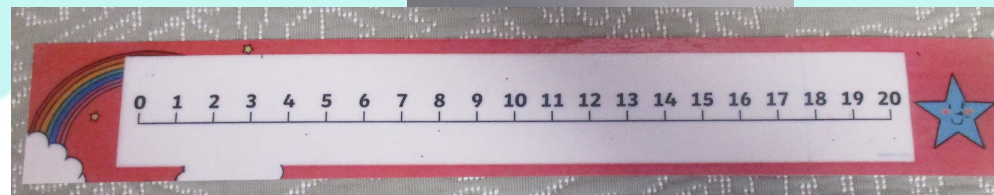
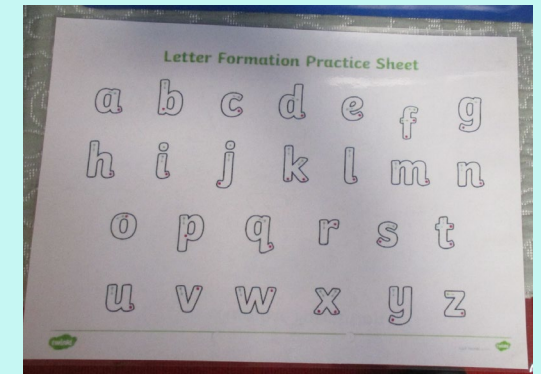
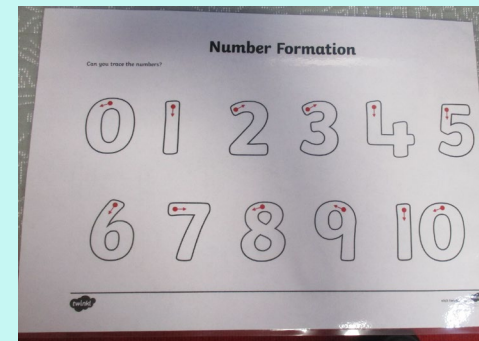
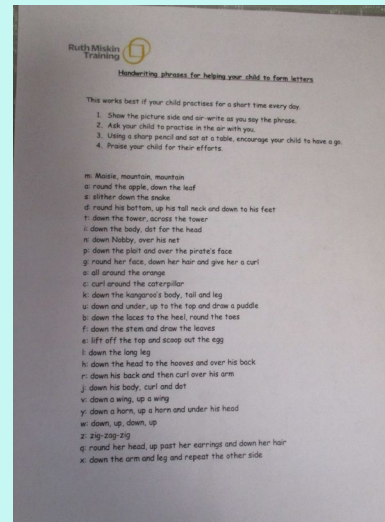



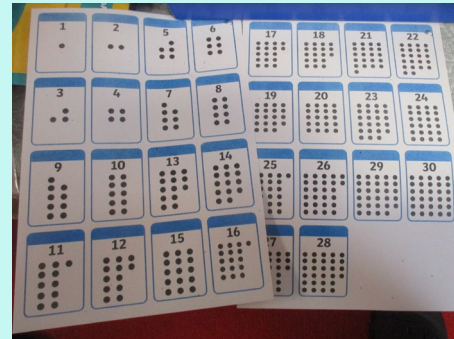

## A Typical Day in Reception Will Include:

- Fine motor activities
- Register and calendar
- Read Write Inc. session
- Maths - Whole class input and then follow-up activities
- Playtime and fruit
- Literacy - whole class input and then follow-up activities
- Lunch time
- Register
- Input from another area of the curriculum
- Child initiated learning
- Story
- Home time





# In your child's book bag



- Please check your child's book bag regularly.
- Please remember to label all of your child's clothing





**WOW!**

\_\_\_\_\_ WOW moment is

\_\_\_\_\_

\_\_\_\_\_

\_\_\_\_\_

Date: \_\_\_\_\_ Signed: \_\_\_\_\_

twinkl.com

We will be giving you some WOW moment stars in your child's book bag. When your child does something that you feel should be celebrated, please fill in one of the stars and we will celebrate your child's achievement in school.

Examples of WOW moments could be, your child rode their bike without stabilisers or they ate a new vegetable.

You are able to send us your WOW moments to our Reception email addresses.





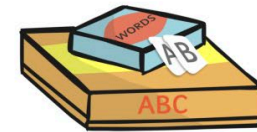
# Learning Journey

Throughout the year, if your child takes part in any special events or activities we will document this for you and at the end of the year you will receive a folder of your child's learning journey. This will include photos and work that your child has completed.



## My Learning Journey

2024-2025





# Homework

- Read with an adult at home 3 times a week.
- Practise Group words once a week.
- Creative homework once a week.



# Learning to read and write

## How will my child be taught to read?

In school, we follow Read Write Inc. There are some videos to explain this in more detail, available by searching Read Write Inc online:

- What is phonics?
- Sound pronunciation.
- How to blend sounds to read words.



# Group Words

Within Read, Write Inc. there are words known as Red words. These are the words which, for the majority, cannot be built up using sounds, so children are taught 'You can't Fred a red!'

We will be sending home sets of group words that will include red words. These are just for practise and we will move the children on when we feel they are ready. These will be checked in school once a week and the words will be checked in a random order.

Group 1		
I	of	the
said	to	here



# Reading at home

To begin with, your child will be given a picture book. These are very important to develop early reading behaviours. Please look at the pictures and discuss what could be happening in the story. These will be replaced by books with words as the children progress.

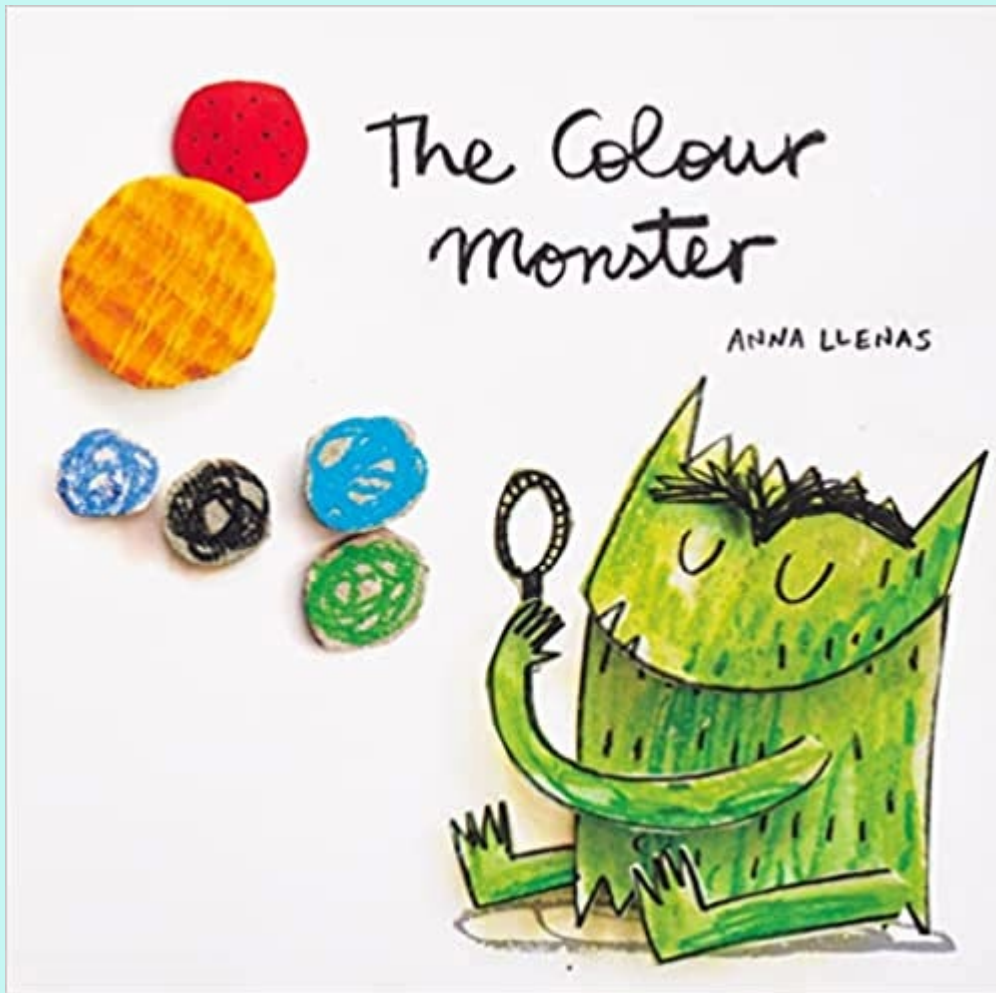
The adults in the class that hear them read will consider when they are ready to move up a level and then their reading level will be assessed.

Familiar books are a key part of learning to read. Not only do they allow practise and consolidation but also increase children's confidence.

We encourage your child to read at least three times a week at home with an adult. We celebrate your child reading at home three or more times with special reading stickers that are given out weekly. So please remember to write in your child's yellow reading record.







## Wellbeing and the Colour monster

We are hoping that your children will come home and talk to you about The Colour Monster. The Colour Monster helps children to understand and express the confusing emotions that they sometimes feel through the use of colour.

Blue - sad and upset

Yellow - happy and cheerful

Green - calm and relaxed

Red - anger and frustration

Black - scared and anxious

Pink - love and affection

Mixed up - confused and unsure

# PE day

- PE day is Friday

Children will need to come to school in their PE kit on Fridays.

This should be:

- a round neck t-shirt (red or white)
- Black shorts/bottoms
- Sensible footwear (trainers)
- Long hair tied up
- All jewellery removed



In the summer term, we may choose to do PE outside, so trainers are advisable.



# Fridays

School finishes at 2pm on Fridays.

If you require for your child to stay in school until 3pm, they will need to be booked into Friday club. This is booked via a Google Form and can be done half termly or by 5pm the day before.


There is a charge of £2 per child for this.



# Sponsored bounce

Your child will soon be coming home with a sponsorship form for our sponsored bounce!


Each class will take part, any money we raise will go towards new toys for your children in reception.





It shouldn't matter how slowly  
a CHILD learns  
as long as we are encouraging them  
not to stop

Robert John Meehan



Thank you for  
coming and if  
you have any  
questions  
please ask...